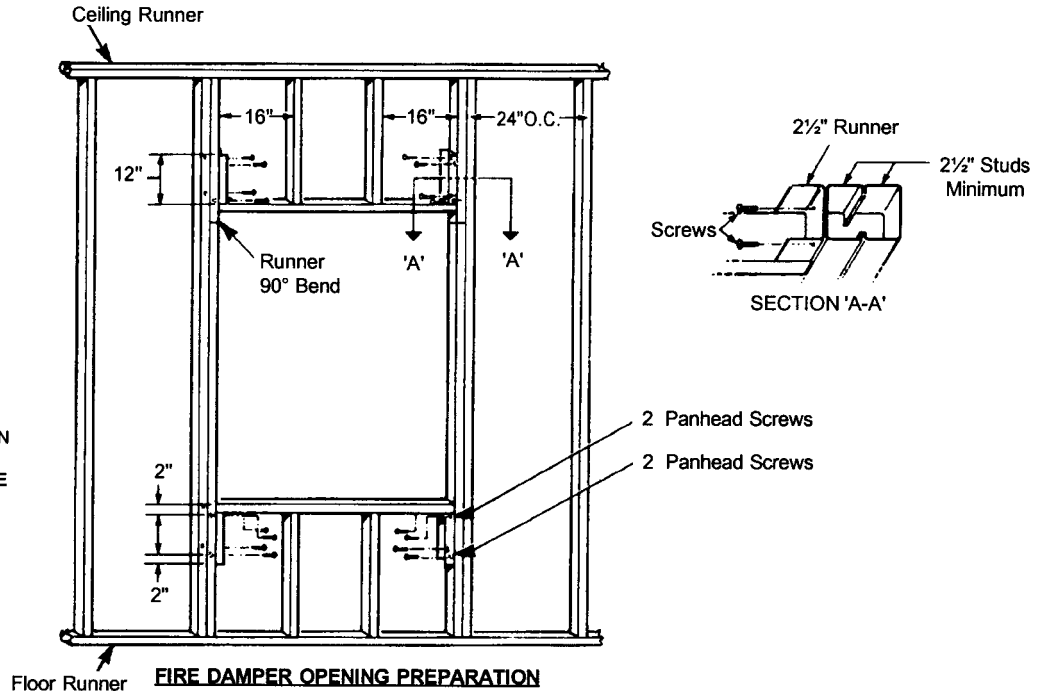


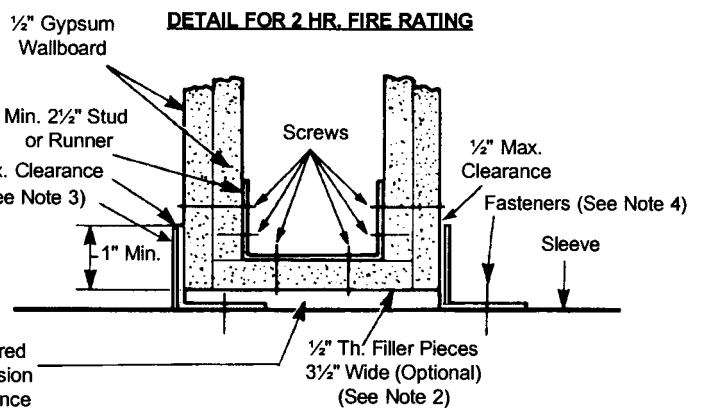
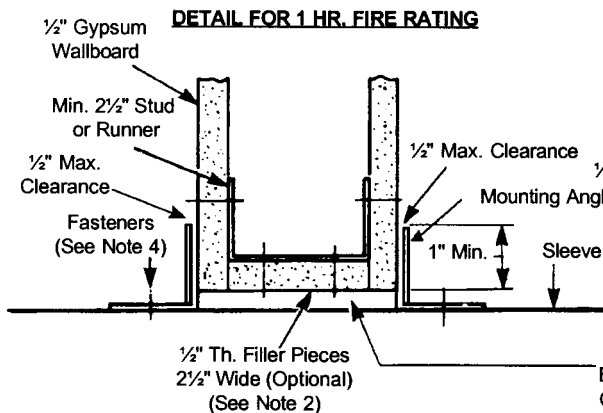


Rated per UL555, UL File R6189

# SUPPLEMENTAL INSTALLATION INSTRUCTIONS FOR 1½ HR. RATED COMBINATION FIRE/ LEAKAGE RATED (SMOKE) & FIRE DAMPERS IN 1 & 2 HOUR FIRE RATED DRYWALL PARTITIONS (METAL OR WOOD STUD)



FOR ADDITIONAL INFORMATION  
PLEASE CONTACT  
YOUR LOCAL REPRESENTATIVE  
OR THE FACTORY



**NOTES:**

1. Gypsum panels are screwed to all stud and runner flanges on 12" C-C Max., surrounding opening.
2. When using wood studs, filler pieces are required to be installed around entire opening, screwed to web of runners and studs. Filler pieces are optional when using metal studs.
3. Mounting angles may be installed in either direction as shown on the 1Hr. & 2 Hr. details above and must be 1½" x 1½" x 16 Ga. (under 48")
4. Mounting angles are attached to the sleeve using #8 bolts & nuts, 3/16" steel rivets, #8 sheet metal screws or 1/2" long tack welds on 8" C-C maximum spacing.

**REPRESENTED BY**

**MANUFACTURED BY**  
**PERFECT AIR CONTROL, INC.**  
1310 N. HERCULES AVE. CLEARWATER, FL 33765  
CUSTOMER SERVICE (800) 437-6653 \* ORDER ENTRY FAX (727) 431-6074  
[www.prefco-hvac.com](http://www.prefco-hvac.com)