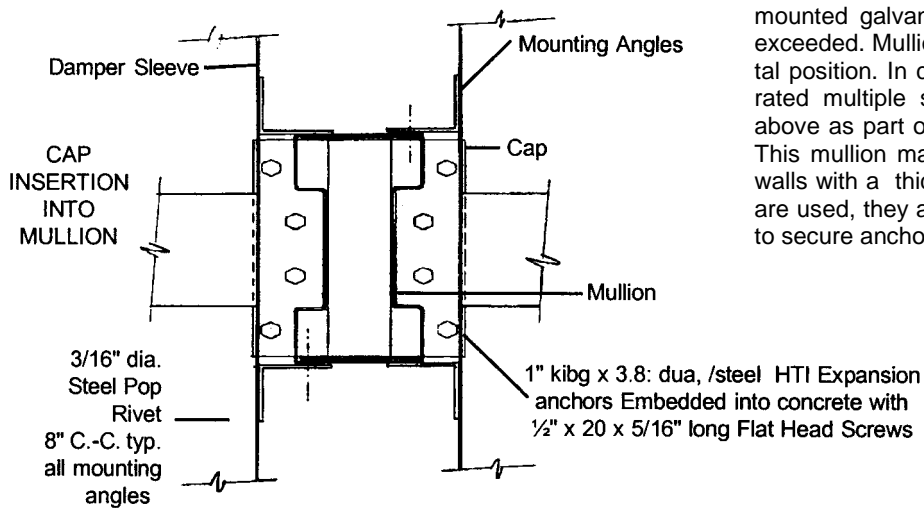
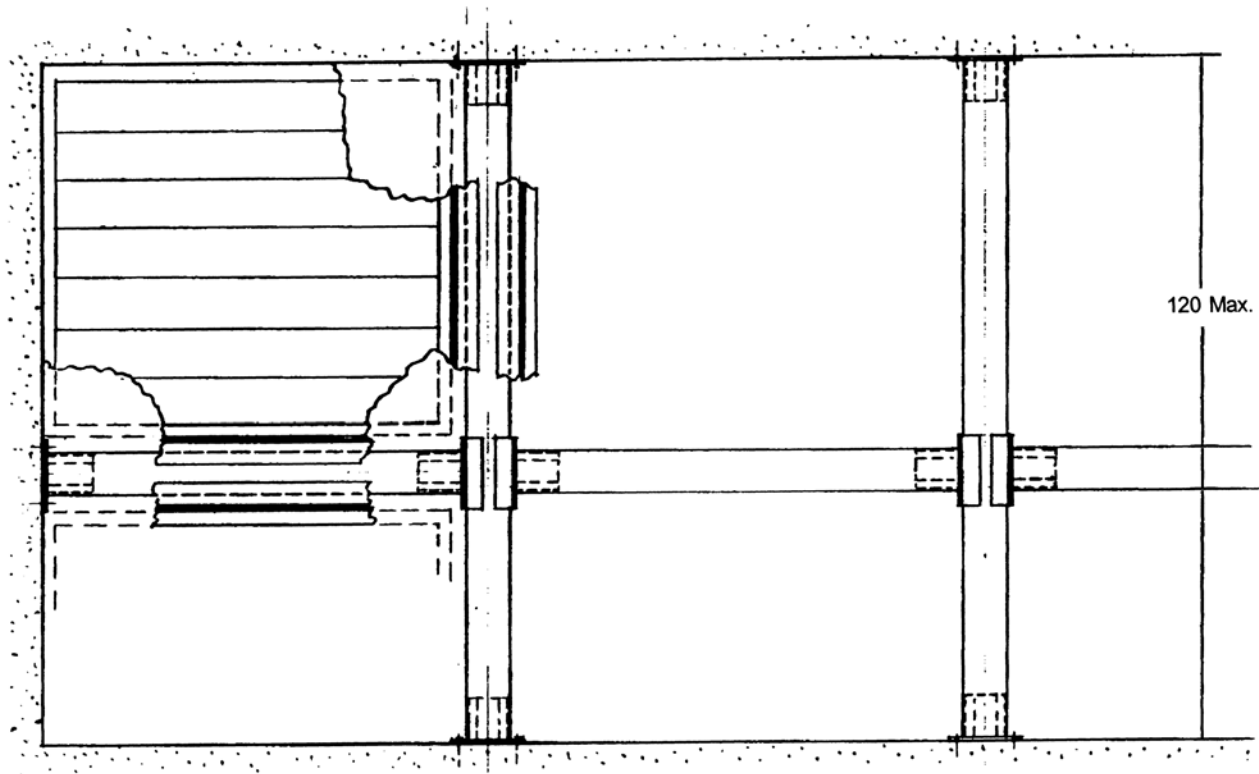




Rated per UL555, UL File R6189

MULLION INSTALLATION INSTRUCTIONS

INSTALLATION INSTRUCTIONS AND MANUFACTURING DETAILS FOR GENERIC STEEL MULLION FOR VERTICAL, MULTIPLE ASSEMBLED FIRED DAMPER INSTALLATIONS IN CONCRETE BLOCK OR POURED WALLS.



The steel mullion is intended for use only with vertically mounted galvanized steel fire damper with a maximum size exceeded. Mullion can be mounted either in vertical or horizontal position. In cases where vertical wall openings exceed the rated multiple section size, this mullion may be as shown above as part of the wall but may not be inside the ductwork. This mullion may only be used in concrete blocks or poured walls with a thickness of 7"-12". When hollow concrete blocks are used, they are to be filled with 3500 psi minimum concrete to secure anchors.

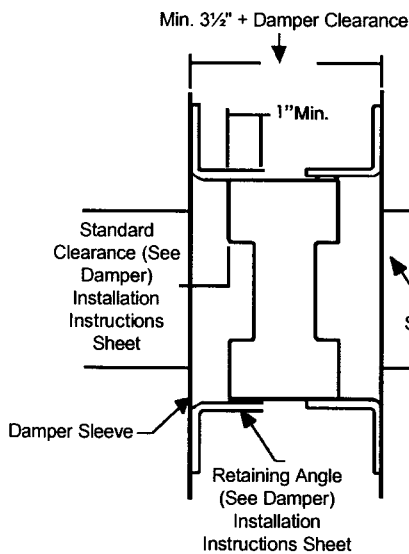
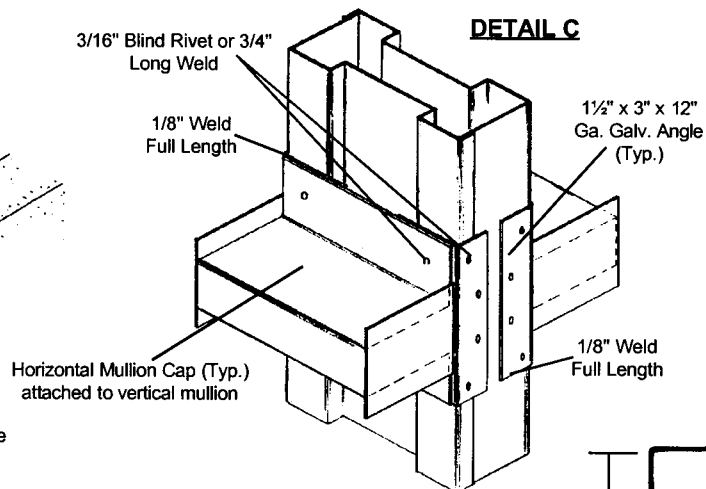
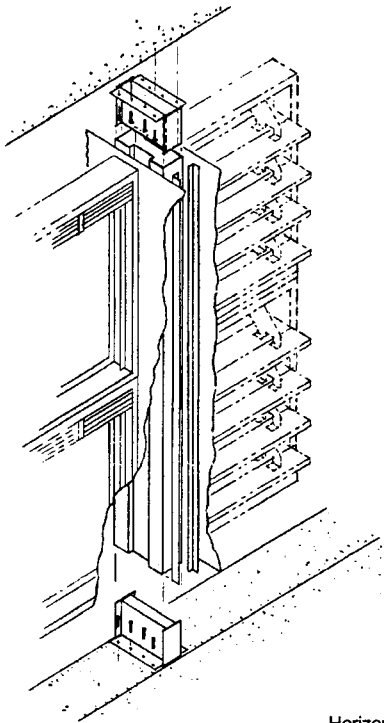
REPRESENTED BY

MANUFACTURED BY
PERFECT AIR CONTROL, INC.

1310 N. HERCULES AVE. CLEARWATER, FL 33765
CUSTOMER SERVICE (800) 437-6653 * ORDER ENTRY FAX (727) 431-6074
www.prefco-hvac.com

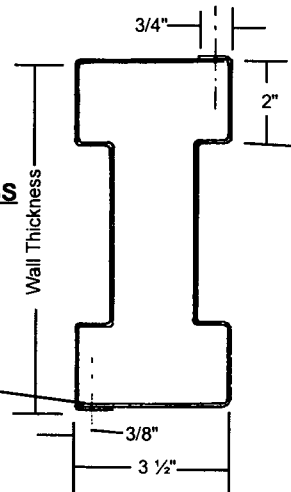
INSTALLATION & CONSTRUCTION NOTES:

1. The mullion is made from 16 gauge galvanized steel (as shown in the drawing below) with a nominal yield strength of 42000 psi. The two sections of mullion are fastened together with 3/16" diameter steel rivets or 3/4" long welds at 12" center to center maximum with fasteners 6" from each end maximum.
2. The end mullion caps are made from 12 gauge galvanized steel (as shown in the detail below). The caps are made to permit the mullion to overlap each cap by a minimum of 3". To calculate the height of the cap, add 1/8" per foot of height of wall opening.
3. Horizontal mullion attached to vertical mullion as shown in detail C below.



SECTION A-A

MULLION CROSS SECTION
16 Ga. Galv. Steel



MULLION CAP
12 Ga. Galv. Steel

